




Patents + Designs Reg.

# BAC TROLLEYS & MOBILE WORKSTATIONS

## Mobile BAC Equipment for the Modern Workplace





M1.2



# BAC TOOLROLLEYS AND MOBILE WORKSTATIONS



Patents + Designs Reg.

Drawing on over 30 years of industrial design experience, BAC Systems presents the latest range of mobile storage units, updated to transform the modern workplace. BAC Tooltrolleys and Mobile Workstations are built on a recognised foundation of durability and mobility, from the heavy-duty work surface on top to the specially-designed castor wheels that ensure efficient movement and secure positioning.

BAC Tooltrolleys and Mobile Workstations are adaptable to a broad range of applications, from harsh conditions such as those experienced in the mining and defence industries to compact automotive and educational workshops. The customisable nature of each BAC drawer allows the end-user to decide drawer heights and layouts with the assistance of the BAC engineering team to provide an effective and appealing solution to any storage need.

Optional upgrades include the newly-developed BAC Codelock, which allows for electronic security and streamlines inventory control and access. For the toolrolley on-the-go, BAC's patented single drawer locks ensure no drawer will open during transport while still allowing quick access to tools and parts.



**BAC TOOLROLLEY TYPE TA840-6**  
With Toolrack Panel & Stainless Steel 'wet edge' benchtop

M 1.3



# BAC TECHNICAL DESIGN

## Layout Drawings and Site Surveys

With the assistance of our dedicated team of sales and technical staff, achieving the optimal workshop layout is made simple. BAC Systems sales representatives can assist you by completing a complimentary site survey to determine the correct quantity and size of the storage locations you need. Together with three-dimensional colour layout drawings, this service provides invaluable assistance for visualising the final project.



The technical excellence of the BAC design team was first recognised 30 years ago with its first Australian International Design Award. BAC Systems' ongoing commitment to research and development within the Australian manufacturing industry has now been rewarded with the Golden Design Award. This internationally respected distinction is associated only with those products that have been assessed by an independent panel of experts to be found to "represent excellence in form, function, quality, safety, sustainability and innovation"- Good Design Australia, 2011.

Figure 1:  
Three dimensional model of proposed automotive teaching classroom.


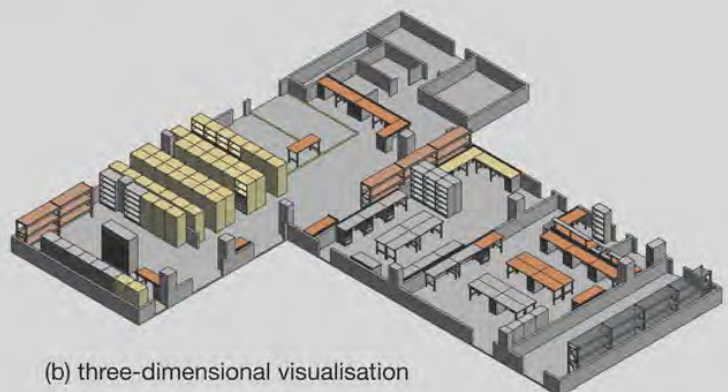


Figure 2:  
(a) Traditional representation of a workshop & stores layout



(b) three-dimensional visualisation

# BAC TOOLROLLEYS


## The Standard in Mobile Tool Storage



Patents + Designs Reg.



Mobility, durability and easy functionality are the distinguishing features of a BAC Toolrolley. Built to last in the most rugged of conditions, these trolleys can be fitted with a range of innovative options designed to enhance your workplace experience.



The Steel Tray-top lined with a Rubber Mat creates a heavy-duty work surface. An optional Stainless Steel Tray-top is also available for applications involving oily parts

All BAC Tooltrolleys come standard with a Steel Handle, anchored into the cabinet's structure, to ensure you always have full control of your Toolrolley



The durable 3" Dawn Vice, optionally mounted on the purpose-built BAC Vice-Holder, means that your BAC TL Series Toolrolley can give you the full functionality of a workbench wherever you need to be



The optional BAC Codelock Keyless System is an electronic lock with a keypad that simplifies restricted access to contents



Optional Single Drawer Locks are a spring-loaded latch that ensures that, even if you forget to lock your cabinet, your drawers will never come open unless you want them to



BAC Tooltrolleys come with Heavy-Duty Castors, anchored into the structure of the cabinet through the use of purpose-built brackets, ensuring reliable mobility over the most rugged terrain

M 1.5



# BAC MOBILE WORKBENCHES

## Enhancing your floorspace

### BAC "P" Series Mobile Workbenches

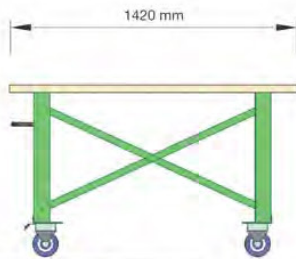
Heavy duty steel construction with your choice of worksurface from our range. Supplied with two fixed castors and two swivel castors with brakes.

Select Benchtop from:

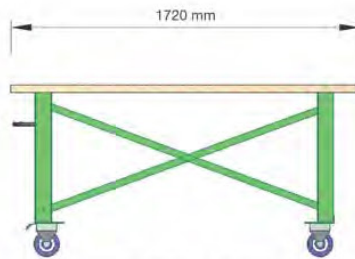
Stainless Steel, Hardwood, Arbophen, Antistatic Laminate, Galvanised Steel, Vinyl  
(Refer to Catalogue B1.14)

Optionals:

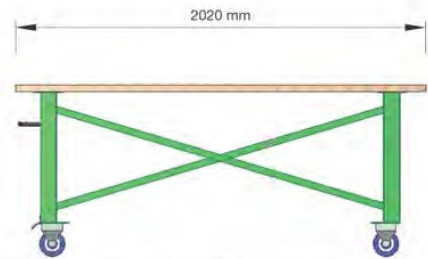
Benchback  
Adjustable Shelf  
Shelf Under



P1420 mob.



P1720 mob.



P2020 mob.

### BAC "L" Series Mobile Workbenches

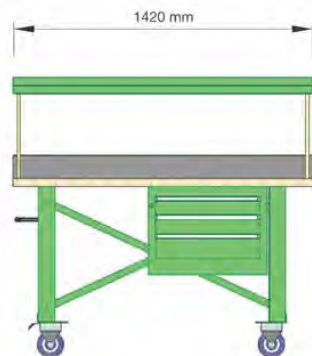
Construction similar to "P" Series but with an additional Toolstorage module complete with 3 drawers and partitioning set.

Select Benchtop from:

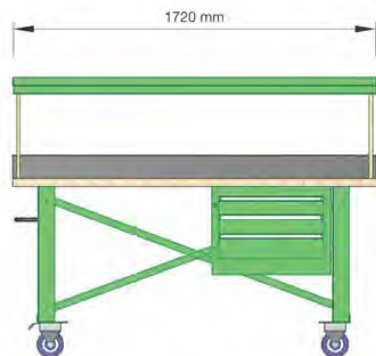
Stainless Steel, Hardwood, Arbophen, Antistatic Laminate, Galvanised Steel, Vinyl  
(Refer to Catalogue B1.14)

Optionals:

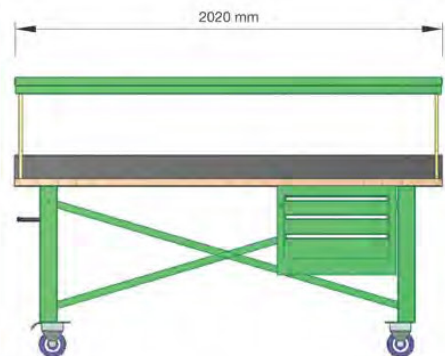
BAC Module "L" Series (Refer to Catalogue B1.11)  
Benchback  
Adjustable Shelf



L1420 mob.



L1720 mob.



L2020 mob.

# BAC MOBILE WORKBENCHES



Patents + Designs Reg.

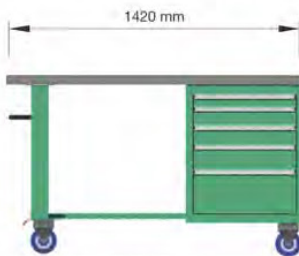


## BAC "M" Series Mobile Workbenches

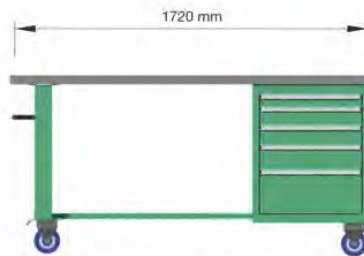
Construction similar to "L" Series but with a full height Toolstorage module complete with 5 drawers and partitioning set.

Select Benchtop from:  
Stainless Steel, Hardwood, Arbophen, Antistatic Laminate, Galvanised Steel, Vinyl  
(Refer to Catalogue B1.14)

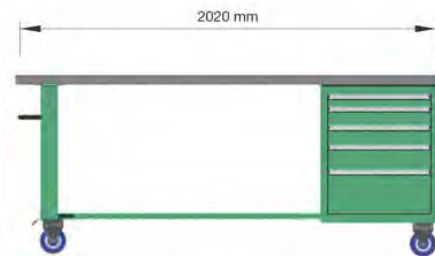
Optionals:  
Benchback  
Adjustable Shelf  
Shelf Under



**M1420 mob.**



**M1720 mob.**



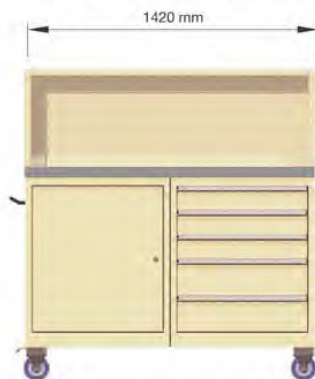
**M2020 mob.**

## BAC "CT" Series Mobile Workstations

This industrial type of workstation consists of two Storage modules and benchtop. A mobile kit is fitted to the base with four heavy duty castors; two fixed and two swivel with brakes. It is supplied with a full width shelf and backwall on top of the benchtop. Also, a handle is mounted on the side.

Select Benchtop from:  
Stainless Steel, Hardwood, Arbophen, Antistatic Laminate, Galvanised Steel, Vinyl  
(Refer to Catalogue B1.14)

Optionals:  
BAC Modules (Refer to Catalogue B1.22 - B1.23)



(800 mm deep) **BB1420 mob. CT**

(600 mm deep) **JJ1420 mob. CT**



**AB1720 mob. CT**

**MJ1720 mob. CT**



**AA2020 mob. CT**

**MM2020 mob. CT**

M 1.7



# BAC MOBILE WORKSTATIONS

## BAC Mobile Workstations

This industrial type of workstation consists of two Storage modules and benchtop. A mobile kit is fitted to the base with four heavy-duty castors; two fixed and two swivel, and a handle.

Select Benchtop from:

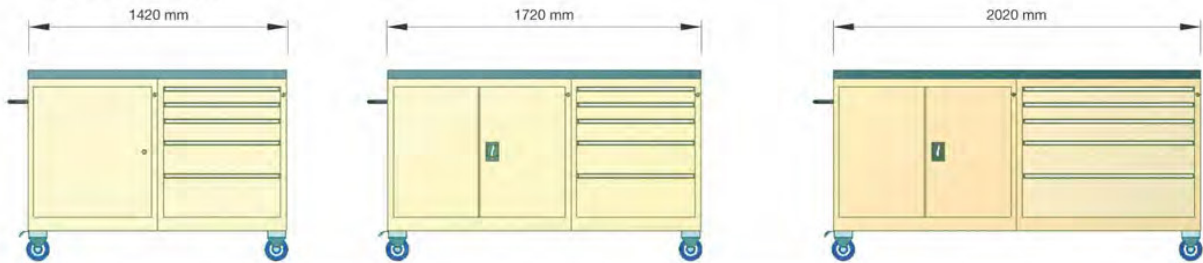
Stainless Steel, Hardwood, Arbophen, Antistatic Laminate, Galvanised Steel, Vinyl, Heavy Duty Steel (Refer to Catalogue B1.14)

Optionals:

BAC Modules (Refer to Catalogue B1.22 – B1.23)  
Benchback  
Adjustable Shelf



BAC AA2020mob.



|                                  |                    |                    |
|----------------------------------|--------------------|--------------------|
| (800 mm deep) <b>BB1420 mob.</b> | <b>AB1720 mob.</b> | <b>AA2020 mob.</b> |
| (600 mm deep) <b>JJ1420 mob.</b> | <b>MJ1720 mob.</b> | <b>MM2020 mob.</b> |

## BAC "TP" Series Mobile Workstations

Construction similar to "CT" Series but with a Toolrack system fitted on top of benchtop.

Select Benchtop from:

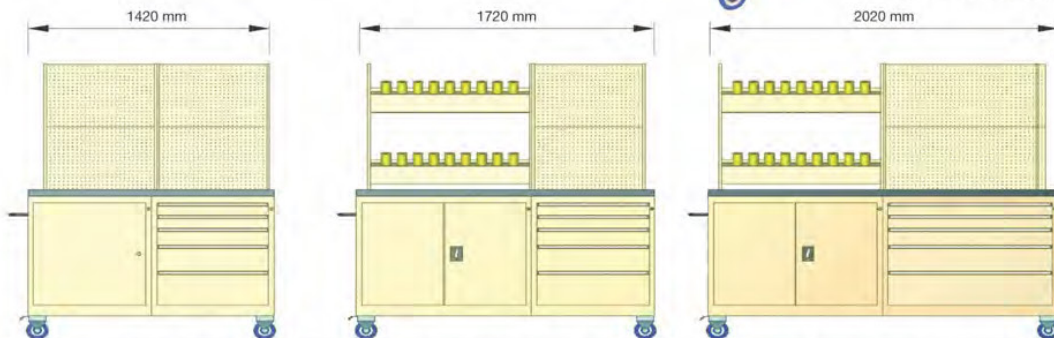
Stainless Steel, Hardwood, Arbophen, Antistatic Laminate, Galvanised Steel, Vinyl, Heavy Duty Steel (Refer to Catalogue B1.14)

Optionals: (Refer to catalogue B1.28)

Toolrack Support  
Toolrack Panel  
CNC console



BAC AB1720mob.TP



|                                    |                      |                      |
|------------------------------------|----------------------|----------------------|
| (800 mm deep) <b>BB1420 mob.TP</b> | <b>AB1720 mob.TP</b> | <b>AA2020 mob.TP</b> |
|------------------------------------|----------------------|----------------------|



# BAC FLIGHTLINE TOOLBOARDS

## Mobile Tool Display Units



Patents + Designs Reg.



BAC Flightline Toolboards offer the end-user a means to quickly account for their displayed components and tools through its use of robust transparent rollershutters.


Tools can be distributed about the BAC Toolrack Panels similarly to a traditional shadow board.

BAC Flightline Toolboards are available as single-sided or double sided, and are supplied with a BAC Partitioning Kit, consisting of Partitioning Screws, Partitioning Parts, Spanner Holders, Toolbars and Toolclips.

BAC Flightline Toolboards come complete with a Heavy-Duty mobile castor set.



| TYPE                     | HEIGHT  | WIDTH   | DEPTH  | NO. OF PANELS |
|--------------------------|---------|---------|--------|---------------|
| FLT W2100 SINGLE SIDED   | 2295 mm | 1310 mm | 755 mm | 4             |
| FLT W2100 DOUBLE SIDED   | 2295 mm | 1310 mm | 755 mm | 8             |
| FLT AWD2100 SINGLE SIDED | 2295 mm | 2210 mm | 755 mm | 8             |
| FLT AWD2100 DOUBLE SIDED | 2295 mm | 2210 mm | 755 mm | 16            |



FLT SINGLE SIDED

FLT DOUBLE SIDED

BAC FLT W2100

BAC FLT AWD2100



# BAC TROLLEYS

## “TJ” Series



BAC TJ 660 - 5

The most compact model in the BAC Tooltrolley range provides versatile mobile storage to suit any workplace where space commands a premium. Its sturdy wheels allow for swift manoeuvrability with firm, reliable wheel brakes to keep the unit in its desired place. The rugged construction is finished with lockable drawers that keep hand-tools and accessories always at hand, secure and contamination-free. A wide selection of drawer layouts are available to ensure maximal drawer capacity is used for each unique application.

### BAC Modules:

| TYPE   | HEIGHT  | WIDTH  | DEPTH  | USEABLE HEIGHT |
|--------|---------|--------|--------|----------------|
| TJ660  | 818 mm  | 710 mm | 575 mm | 540 mm         |
| TJ720  | 905 mm  | 710 mm | 575 mm | 600 mm         |
| TJ840  | 1025 mm | 710 mm | 575 mm | 720 mm         |
| TJ1020 | 1205 mm | 710 mm | 575 mm | 900 mm         |
| TJ1200 | 1385 mm | 710 mm | 575 mm | 1080 mm        |

### Standard Features:


Central Locking System, Mobile Kit (125 mm Rubber Castors - 300 kg), Steel Traytop with Rubber Mat, Steel Handle

### BAC Drawers:

| TYPE | HEIGHT | WIDTH  | DEPTH  | USEABLE HEIGHT |
|------|--------|--------|--------|----------------|
| J60  | 60 mm  | 600 mm | 450 mm | 45 mm          |
| J90  | 90 mm  | 600 mm | 450 mm | 75 mm          |
| J120 | 120 mm | 600 mm | 450 mm | 105 mm         |
| J180 | 180 mm | 600 mm | 450 mm | 165 mm         |
| J240 | 240 mm | 600 mm | 450 mm | 225 mm         |
| J300 | 300 mm | 600 mm | 450 mm | 285 mm         |

### Optionals Accessories:


Single Drawer Locks, Master Keying, BAC Codelock Keyless System, Mobile Kit (150 mm Rubber Castors - 900 kg)



BAC Drawer J60 - LD46



TJ 660




TJ 720



TJ 840



TJ 1020



TJ 1200

M 1.10

# BAC STANDARD TROLLEYS

## “TJ” Series



**TJ 660-0**



**TJ 660-0D**



**TJ 660-1**



**TJ 660-3**



**TJ 840-0**



**TJ 840-0D**



**TJ 840-1**



**TJ 840-1D**



**TJ 840-5B**



**TJ 840-6X**



**TJ 840-6Z**



**TJ 840-6Y**



**TJ 1020-0**



**TJ 1020-1D**



**TJ 1020-5**



**TJ 1020-6**

M 1.11



Patents + Designs Reg.



**TJ 660-4**

**TJ 660-5**

**TJ 660-6**

**TJ 660-7**



**TJ 840-2D**

**TJ 840-3**

**TJ 840-4**

**TJ 840-5A**



**TJ 840-7B**

**TJ 840-7A**

**TJ 840-8**

**TJ 840-8X**



**TJ 1020-7**

**TJ 1020-8A**

**TJ 1020-8B**

**TJ 1020-9**

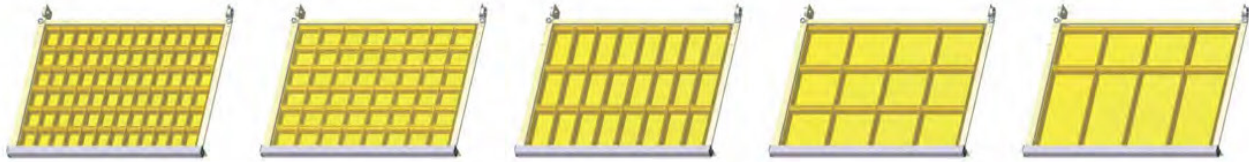
M 1.12

# BAC STANDARD LOADING DIAGRAMS

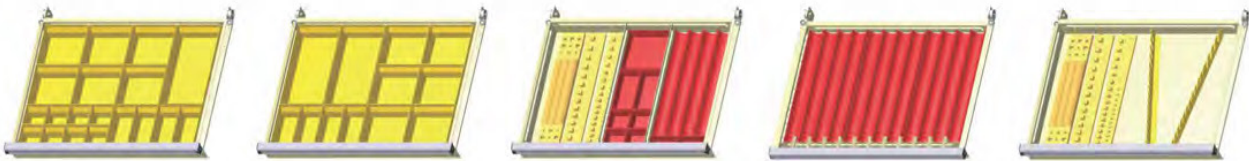
## "TJ" Series



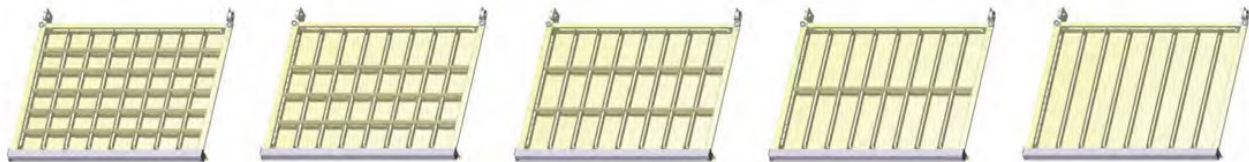
Patents + Designs Reg.



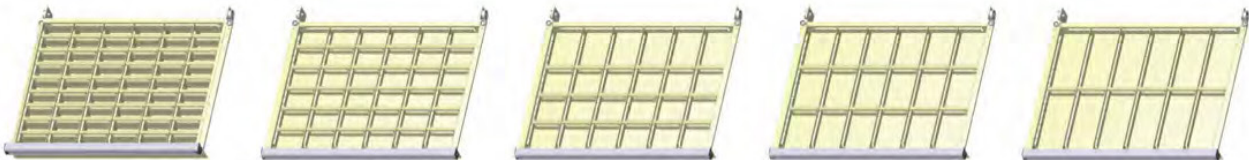
|                                   |                                   |                                    |                                     |                                  |
|-----------------------------------|-----------------------------------|------------------------------------|-------------------------------------|----------------------------------|
| <b>LD 32P</b><br>50 x 75 mm (x72) | <b>LD 33P</b><br>75 x 75 mm (x48) | <b>LD 36P</b><br>75 x 150 mm (x24) | <b>LD 66P</b><br>150 x 150 mm (x12) | <b>LD 612P</b><br>mix. bins (x8) |
|-----------------------------------|-----------------------------------|------------------------------------|-------------------------------------|----------------------------------|




|                                  |                                  |   |  |  |
|----------------------------------|----------------------------------|---|--|--|
| <b>LD 19P</b><br>mix. bins (x19) | <b>LD 12P</b><br>mix. bins (x12) | <b>LD 900</b><br>mix. bins, toolbar sets & groove trays | <b>LD PG 30</b><br>Plastic Groove trays (x6) | <b>LD TB</b><br>Toolbar and Spanner sets |
|----------------------------------|----------------------------------|---|--|--|



|                                  |  |                                   |                                   |                                 |
|----------------------------------|--|-----------------------------------|-----------------------------------|---------------------------------|
| <b>LD 33</b><br>75 x 75 mm (x48) | <b>LD 34</b><br>75 x 100 mm (x24) 75 x 150 mm (x8) | <b>LD 36</b><br>75 x 150 mm (x24) | <b>LD 39</b><br>75 x 225 mm (x16) | <b>LD 3</b><br>75 x 450 mm (x8) |
|----------------------------------|--|-----------------------------------|-----------------------------------|---------------------------------|



|                                   |                                   |  |                                    |                                    |
|-----------------------------------|-----------------------------------|--|------------------------------------|------------------------------------|
| <b>LD 42</b><br>100 x 50 mm (x54) | <b>LD 43</b><br>100 x 75 mm (x36) | <b>LD 44</b><br>100 x 100 mm (x18) 100 x 150 mm (x6) | <b>LD 46</b><br>100 x 150 mm (x18) | <b>LD 49</b><br>100 x 225 mm (x12) |
|-----------------------------------|-----------------------------------|--|------------------------------------|------------------------------------|



|                                   |                                   |  |                                    |                                   |
|-----------------------------------|-----------------------------------|--|------------------------------------|-----------------------------------|
| <b>LD 62</b><br>150 x 50 mm (x36) | <b>LD 63</b><br>150 x 75 mm (x24) | <b>LD 64</b><br>150 x 100 mm (x12) 150 x 150 mm (x4) | <b>LD 66</b><br>150 x 150 mm (x12) | <b>LD 69</b><br>150 x 225 mm (x8) |
|-----------------------------------|-----------------------------------|--|------------------------------------|-----------------------------------|



|   |                                   |                                   |                                    |                                    |
|---|-----------------------------------|-----------------------------------|------------------------------------|------------------------------------|
| <b>LD 84</b><br>200 x 100 mm (x6) 200 x 125 mm (x6) | <b>LD 86</b><br>200 x 150 mm (x9) | <b>LD 89</b><br>200 x 225 mm (x6) | <b>LD 126</b><br>300 x 150 mm (x6) | <b>LD 129</b><br>300 x 225 mm (x4) |
|---|-----------------------------------|-----------------------------------|------------------------------------|------------------------------------|



# BAC TROLLEYS

## “TM” Series



BAC TM 840 - 5B

The “TM” Series of BAC Tooltrolleys is the ideal solution for storage in Automotive workshops. Wide drawers pull out fully to display an entire set of work tools at a single glance, optimally laid out with the aid of custom-designed BAC Toolbars and adjustable partitioning. Refer to M1.17 for sample drawer layouts.


### BAC Modules:

| TYPE   | HEIGHT  | WIDTH   | DEPTH  | USEABLE HEIGHT |
|--------|---------|---------|--------|----------------|
| TM660  | 818 mm  | 1010 mm | 575 mm | 540 mm         |
| TM720  | 905 mm  | 1010 mm | 575 mm | 600 mm         |
| TM840  | 1025 mm | 1010 mm | 575 mm | 720 mm         |
| TM1020 | 1205 mm | 1010 mm | 575 mm | 900 mm         |
| TM1200 | 1385 mm | 1010 mm | 575 mm | 1080 mm        |

### Standard Features:

Central Locking System, Mobile Kit (125 mm Rubber Castors - 300 kg), Steel Traytop with Rubber Mat, Steel Handle

### BAC Drawers:




BAC Drawer M90 - LD66

| TYPE | HEIGHT | WIDTH  | DEPTH  | USEABLE HEIGHT |
|------|--------|--------|--------|----------------|
| M60  | 60 mm  | 900 mm | 450 mm | 45 mm          |
| M90  | 90 mm  | 900 mm | 450 mm | 75 mm          |
| M120 | 120 mm | 900 mm | 450 mm | 105 mm         |
| M180 | 180 mm | 900 mm | 450 mm | 165 mm         |
| M240 | 240 mm | 900 mm | 450 mm | 225 mm         |
| M300 | 300 mm | 900 mm | 450 mm | 285 mm         |
| M360 | 360 mm | 900 mm | 450 mm | 345 mm         |

### Optional Accessories:

Single Drawer Locks, Master Keying, BAC Codelock Keyless System, Mobile Kit (150 mm Rubber Castors - 900 kg)



TM 660

TM 720

TM 840

TM 1020

TM 1200

M 1.14

# BAC STANDARD TROLLEYS

## “TM” Series



**TM 660-0**



**TM 660-1**



**TM 660-4**



**TM 840-0**



**TM 840-0DD**



**TM 840-2**



**TM 840-5B**



**TM 840-6B**



**TM 840-6A**



**TM 1200-0**



**TM 1200-3DD**



**TM 1200-7**



Patents + Designs Reg.



**TM 660-5**

**TM 660-6**

**TM 660-7**



**TM 840-3**

**TM 840-4**

**TM 840-5A**



**TM 840-7B**

**TM 840-7A**

**TM 840-8**



**TM 1200-8**

**TM 1200-10**

**TM 1200-12**




# BAC STANDARD LOADING DIAGRAMS

## "TM" Series




Patents + Designs Reg.




**LD 32P**

50 x 75 mm (x108)




**LD 33P**

75 x 75 mm (x72)



**LD 36P**

75 x 150 mm (x36)



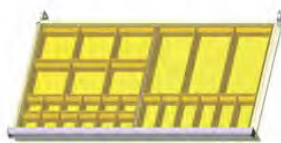
**LD 66P**

150 x 150 mm (x18)



**LD 612P**

mix. bins (x15)



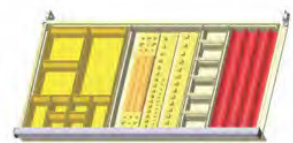
**LD 27P**

mix. bins (x27)



**LD 18P**

mix. bins (x18)




**LD 900**

mix. bins, toolbar sets & groove trays




**LD TB**

Toolbar and Spanner sets




**LD PG 50**

Plastic groove trays (x8) 100 x 75 mm (x6)



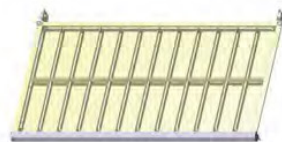
**LD 33**

75 x 75 mm (x72)




**LD 36**

75 x 150 mm (x36)




**LD 39**

75 x 225 mm (x24)




**LD 43**

100 x 75 mm (x54)




**LD 46**

100 x 150 mm (x27)




**LD 49**

100 x 225 mm (x18)



**LD 62**

150 x 50 mm (x54)




**LD 63**

150 x 75 mm (x36)



**LD 66**

150 x 150 mm (x18)



**LD 69**

150 x 225 mm (x12)




**LD 96**

225 x 150 mm (x12)



**LD 99**

225 x 225 mm (x8)



**LD 126**

300 x 150 mm (x9)



**LD 129**

300 x 225 mm (x6)

M 1.17



# BAC TROLLEYS

## “TB” Series



BAC TB 840 - 5B

The “TB” Series of BAC Tooltrolleys offer a versatile solution for combined Spare Parts and Tool storage. The “TB” series combines the compact nature of the “TJ” series with the load bearing ability of the “TA” series to form a durable unit that is suited to any Tooltrolley scenario.

### BAC Modules:


| TYPE   | HEIGHT  | WIDTH  | DEPTH  | USEABLE HEIGHT |
|--------|---------|--------|--------|----------------|
| TB660  | 818 mm  | 710 mm | 755 mm | 540 mm         |
| TB720  | 905 mm  | 710 mm | 755 mm | 600 mm         |
| TB840  | 1025 mm | 710 mm | 755 mm | 720 mm         |
| TB1020 | 1205 mm | 710 mm | 755 mm | 900 mm         |
| TB1200 | 1385 mm | 710 mm | 755 mm | 1080 mm        |

### Standard Features:

Central Locking System, Mobile Kit (125 mm Rubber Castors - 300 kg), Steel Traytop with Rubber Mat, Steel Handle

### BAC Drawers:

| TYPE | HEIGHT | WIDTH  | DEPTH  | USEABLE HEIGHT |
|------|--------|--------|--------|----------------|
| B60  | 60 mm  | 600 mm | 600 mm | 45 mm          |
| B90  | 90 mm  | 600 mm | 600 mm | 75 mm          |
| B120 | 120 mm | 600 mm | 600 mm | 105 mm         |
| B180 | 180 mm | 600 mm | 600 mm | 165 mm         |
| B240 | 240 mm | 600 mm | 600 mm | 225 mm         |
| B300 | 300 mm | 600 mm | 600 mm | 285 mm         |



BAC Drawer B120 - LD86

### Optional Accessories:


Single Drawer Locks, Master Keying, BAC Codelock Keyless System, Mobile Kit (150 mm Rubber Castors - 900 kg)



TB 660



TB 720



TB 840



TB 1020



TB 1200

M 1.18

# BAC STANDARD TROLLEYS

## “TB” Series



**TB 660-0**



**TB 660-0D**



**TB 660-1**



**TB 660-3**



**TB 840-0**



**TB 840-0D**



**TB 840-1**



**TB 840-1D**



**TB 840-5B**



**TB 840-6X**



**TB 840-6Z**



**TB 840-6Y**



**TB 1020-0**



**TB 1020-1D**



**TB 1020-5**



**TB 1020-6**

M 1.19



**TB 660-4**



**TB 660-5**



**TB 660-6**



**TB 660-7**

818 mm



**TB 840-2D**



**TB 840-3**



**TB 840-4**



**TB 840-5A**

1025 mm



**TB 840-7B**



**TB 840-7A**



**TB 840-8**



**TB 840-8X**

1025 mm



**TB 1020-7**



**TB 1020-8A**



**TB 1020-8B**



**TB 1020-9**


1205 mm

# BAC STANDARD LOADING DIAGRAMS

## "TB" Series




Patents + Designs Reg.



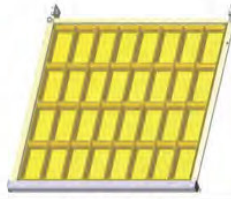
**LD 32P**

50 x 75 mm (x96)



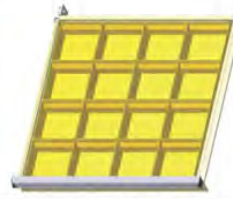
**LD 33P**

75 x 75 mm (x64)



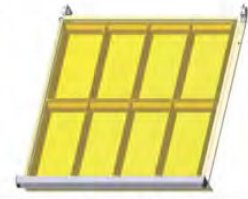
**LD 36P**

75 x 150 mm (x32)



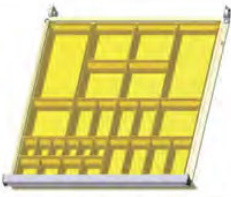
**LD 66P**

150 x 150 mm (x16)



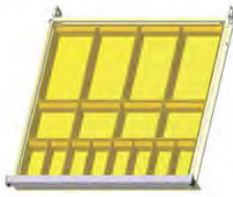
**LD 612P**

150 x 300 mm (x8)




**LD 26P**

mix. bins (x26)



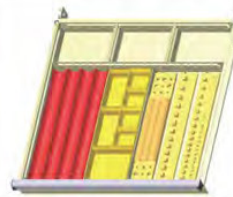
**LD 16P**

mix. bins (x16)



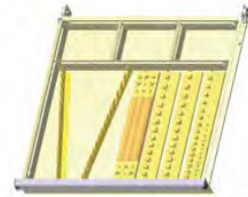
**LD PG 50**

Plastic Groove trays (x9)




**LD 900**

mix. bins, toolbar sets & groove trays



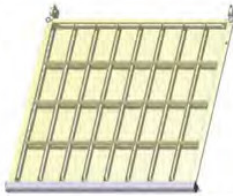
**LD TB**

Toolbar and Spanner sets



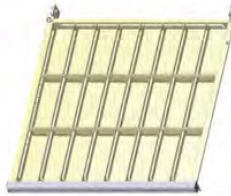
**LD 33**

75 x 75 mm (x64)



**LD 36**

75 x 150 mm (x32)



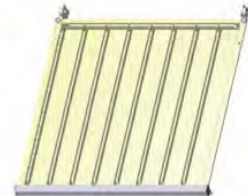
**LD 38**

75 x 200 mm (x24)




**LD 312**

75 x 300 mm (x16)




**LD 3**

75 x 600 mm (x8)



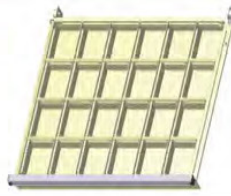
**LD 43**

100 x 75 mm (x48)




**LD 44**

100 x 100 mm (x36)




**LD 46**

100 x 150 mm (x24)




**LD 48**

100 x 200 mm (x18)




**LD 412**

100 x 300 mm (x12)



**LD 63**

150 x 75 mm (x32)



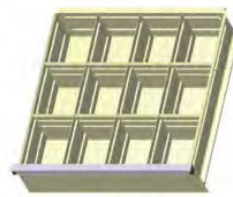
**LD 64**

150 x 100 mm (x24)




**LD 66**

150 x 150 mm (x16)




**LD 68**

150 x 200 mm (x12)




**LD 612**

150 x 300 mm (x8)




**LD 86**

200 x 150 mm (x12)




**LD 88**

200 x 200 mm (x9)




**LD 812**

200 x 300 mm (x6)



**LD 128**

300 x 200 mm (x6)



**LD 1212**

300 x 300 mm (x4)

M 1.21



# BAC TROLLEYS "TA" Series



BAC TA 840 - 5C


A large-capacity trolley to carry complete tool sets and extensive spare parts stock. The steel traytop offers mobile workbench space anywhere in the workshop to keep tools near the job. The drawers have a high load capacity, they are fully lockable and supplied with labels for easy identification of contents. All drawers are factory-fitted with adjustable compartments for maximal use of drawer space.

### BAC Modules:

| TYPE   | HEIGHT  | WIDTH   | DEPTH  | USEABLE HEIGHT |
|--------|---------|---------|--------|----------------|
| TA660  | 818 mm  | 1010 mm | 755 mm | 540 mm         |
| TA720  | 905 mm  | 1010 mm | 755 mm | 600 mm         |
| TA840  | 1025 mm | 1010 mm | 755 mm | 720 mm         |
| TA1020 | 1205 mm | 1010 mm | 755 mm | 900 mm         |
| TA1200 | 1385 mm | 1010 mm | 755 mm | 1080 mm        |

### Standard Features:

- Central Locking System
- Mobile Kit (125 mm Rubber Castors - 300 kg)
- Steel Traytop with Rubber Mat
- Steel Handle




BAC Drawer A180 - LD98

### BAC Drawers:

| TYPE | HEIGHT | WIDTH  | DEPTH  | USEABLE HEIGHT |
|------|--------|--------|--------|----------------|
| A60  | 60 mm  | 900 mm | 600 mm | 45 mm          |
| A90  | 90 mm  | 900 mm | 600 mm | 75 mm          |
| A120 | 120 mm | 900 mm | 600 mm | 105 mm         |
| A180 | 180 mm | 900 mm | 600 mm | 165 mm         |
| A240 | 240 mm | 900 mm | 600 mm | 225 mm         |
| A300 | 300 mm | 900 mm | 600 mm | 285 mm         |

### Optionals Accessories:

- Single Drawer Locks
- Master Keying
- BAC Codelock Keyless System
- Mobile Kit (150 mm Rubber Castors - 900 kg)



TA 660      TA 720      TA 840      TA 1020      TA 1200

# BAC STANDARD TROLLEYS

## “TA” Series



**TA 660-0**



**TA 660-1**



**TA 660-4**



**TA 840-0**



**TA 840-0DD**



**TA 840-2**



**TA 840-5B**



**TA 840-6B**



**TA 840-6A**



**TA 1200-0**



**TA 1200-3DD**



**TA 1200-7**

M 1.23



**TA 660-5**



**TA 660-6**



**TA 660-7**

818 mm



**TA 840-3**



**TA 840-4**



**TA 840-5A**

1025 mm



**TA 840-7B**



**TA 840-7A**



**TA 840-8**

1025 mm



**TA 1200-8**



**TA 1200-10**



**TA 1200-12**

1385 mm




# BAC STANDARD LOADING DIAGRAMS

## "TA" Series




Patents + Designs Reg.




**LD 32P**

50 x 75 mm (x144)



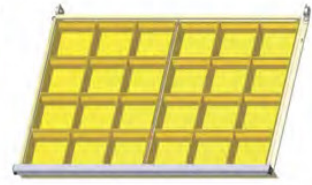
**LD 33P**

75 x 75 mm (x96)




**LD 36P**

75 x 150 mm (x48)



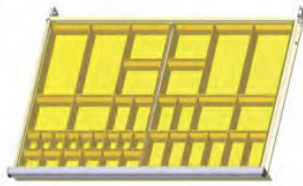
**LD 66P**

150 x 150 mm (x24)



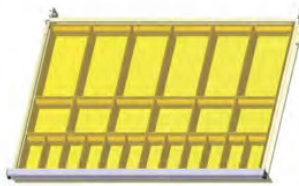
**LD 612P**

150 x 300 mm (x12)



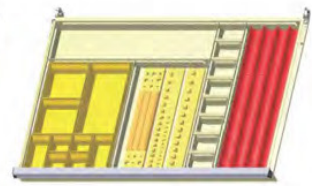
**LD 37P**

mix. bins (x37)



**LD 24P**

mix. bins (x24)




**LD 900**

mix. bins, toolbar sets & groove trays




**LD TB**

Toolbar and Spanner sets




**LD PG 50**

Plastic groove trays (x12) 100 x 75 mm(x8)




**LD 33**

75 x 75 mm (x96)




**LD 36**

75 x 150 mm (x48)



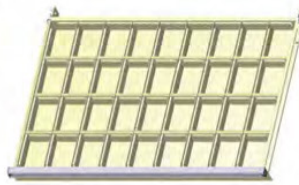
**LD 38**

75 x 200 mm (x36)




**LD 43**

100 x 75 mm (x72)




**LD 46**

100 x 150 mm (x36)




**LD 48**

100 x 200 mm (x27)




**LD 63**

150 x 75 mm (x48)



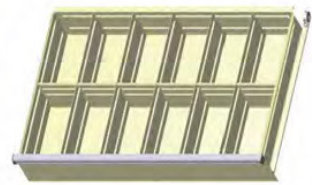
**LD 66**

150 x 150 mm (x24)




**LD 68**

150 x 200 mm (x18)




**LD 612**

150 x 300 mm (x12)




**LD 98**

225 x 200 mm (x12)




**LD 912**

225 x 300 mm (x8)



**LD 128**

300 x 200 mm (x9)



**LD 1212**

300 x 300 mm (x6)

M 1.25



# PARTITIONING MATERIAL

## BAC PLASTIC BINS AND GROOVE TRAYS

The BAC Partitioning range is custom-designed to be incorporated into a BAC Drawer or onto BAC Toolrack Panels. The wide range of options allows for either generic configuration or more precise customisation. The end-user has the freedom to nominate combinations of Plastic Bins, Plastic Groove Trays, and Steel Partitions with Plastic Dividers for all multiple-quantity storage locations, and Toolclips, Partitioning Posts, Partitioning Screws and Drawer Posts for individual-quantity storage locations. Our dedicated BAC Sales team can assist you in selecting the correct partitioning for your particular needs.



### PLASTIC BINS for 60 mm Drawers

| TYPE | WIDTH  | DEPTH  | HEIGHT |
|------|--------|--------|--------|
| 23B  | 50 mm  | 75 mm  | 40 mm  |
| 33B  | 75 mm  | 75 mm  | 40 mm  |
| 63B  | 75 mm  | 150 mm | 40 mm  |
| 66B  | 150 mm | 150 mm | 40 mm  |
| 126B | 150 mm | 300 mm | 40 mm  |



### PLASTIC BINS for 90 mm Drawers

| TYPE | WIDTH  | DEPTH  | HEIGHT |
|------|--------|--------|--------|
| 33A  | 75 mm  | 75 mm  | 60 mm  |
| 63A  | 75 mm  | 150 mm | 60 mm  |
| 66A  | 150 mm | 150 mm | 60 mm  |
| 126A | 150 mm | 300 mm | 60 mm  |



### PLASTIC BINS for 120 mm Drawers

| TYPE | WIDTH  | DEPTH  | HEIGHT |
|------|--------|--------|--------|
| M7   | 150 mm | 75 mm  | 95 mm  |
| M14  | 150 mm | 150 mm | 95 mm  |
| M29  | 300 mm | 150 mm | 95 mm  |

Plastic Divider



### PLASTIC GROOVE TRAYS (PG trays)

To suit drawers 60 mm and 90 mm high. Nominal size of 200 x 200 mm interlocking in multiples as required. Grooves 50 mm wide.

### PLASTIC DIVIDERS

Adjustable dividers 50 mm wide fit plastic grooves in 16 mm spaces.

### PLASTIC GROOVE DRAWERS

The moulded plastic grooves are recommended for the protective storage of cutting tools, drills or small electrical parts.

|               |  |
|---------------|--|
| <b>PGM 50</b> | to suit drawers M60, M90 with 50 adjustable plastic dividers |
| <b>PGA 50</b> | to suit drawers A60, A90 with 50 adjustable plastic dividers |

M 1.26

# BAC TOOLTROLLEYS AND MOBILE WORKSTATIONS



Patents + Designs Reg.



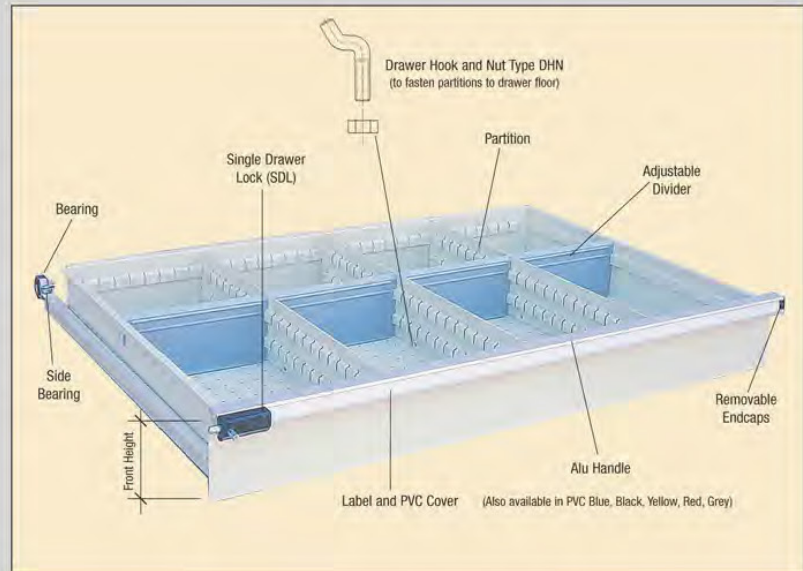
**BAC PARTITIONS** are constructed of pressed steel, with slots to fit adjustable dividers every 25 mm, providing maximum versatility in drawer configurations.

**DRAWER HOOKS** secure the partitions to the drawer floor.

**BAC DIVIDERS** are moulded of polypropylene plastic and fit into slots on partitions and drawer walls.

**SINGLE DRAWER LOCKS (SDL)** are a spring-loaded safety device that is recommended for all modules being used in mobile applications, such as service vehicles or ships.

The metal latch needs to be operated manually in order to release the drawer, preventing accidental opening of the drawers while the module is unlocked.



## PARTITIONS for "A" and "B" series


| TYPE | DRAWER FRONT HEIGHT | LENGTH | HEIGHT |
|------|---------------------|--------|--------|
| P40  | 60 mm               | 600 mm | 40 mm  |
| P60  | 90 mm               | 600 mm | 60 mm  |
| P100 | 120 mm              | 600 mm | 100 mm |
| P150 | 180 mm              | 600 mm | 150 mm |
| P200 | 240, 300 and 360 mm | 600 mm | 200 mm |

## PARTITIONS for "M" and "J" series


| TYPE     | DRAWER FRONT HEIGHT | LENGTH | HEIGHT |
|----------|---------------------|--------|--------|
| P40-450  | 60 mm               | 450 mm | 40 mm  |
| P60-450  | 90 mm               | 450 mm | 60 mm  |
| P100-450 | 120 mm              | 450 mm | 100 mm |
| P150-450 | 180 mm              | 450 mm | 150 mm |
| P200-450 | 240, 300 and 360 mm | 450 mm | 200 mm |

## DIVIDERS for "A", "B", "M" and "J" series


| TYPE | DRAWER FRONT HEIGHT | STANDARD LENGTHS  |
|------|---------------------|---|
| D40  | 60 mm               | 50, 75, 100, 125, 150, 200, 225, 300, 450, 600 and 900 mm |
| D60  | 90 mm               | 50, 75, 100, 125, 150, 200, 225, 300, 450, 600 and 900 mm |
| D100 | 120 mm              | 75, 100, 125, 150, 200, 225, 300, 450, 600 and 900 mm     |
| D150 | 180 mm              | 75, 100, 150, 200, 225, 300, 450, 600 mm                  |
| D200 | 240, 300 and 360 mm | 100, 150, 200, 225, 300, 450, 600 mm                      |



BAC A90 Drawer with the all new LD 900 Loading Diagram



Ratchet Toolbar      DP25      DP18      1/2" Toolbar      3/8" + 1/4" Toolbar      Spanner Holder



M 1.28

✉ sales@advancefc.co.nz  
 ☎ 0800 538 058  
 🌐 www.advancefluidcontrol.co.nz

